



12 Days of Christmas

Oh Holy Night

Day 5

Assembly & Inner Border

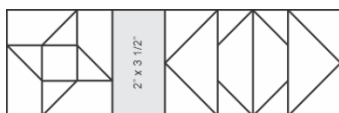
Cutting

1 **Filler** rectangle 2" x 3 1/2"


4 **Inner Border** strips 1 3/4" x 12 1/2"

Assemble Top Of Quilt


Sew 2" x 3 1/2" filler rectangle between the friendship star block & the flying geese unit as shown. Press seams toward filler rectangle.



Sew the Mini Tree block to the "Oh Holy Night" block as shown. Press seam away from tree block.

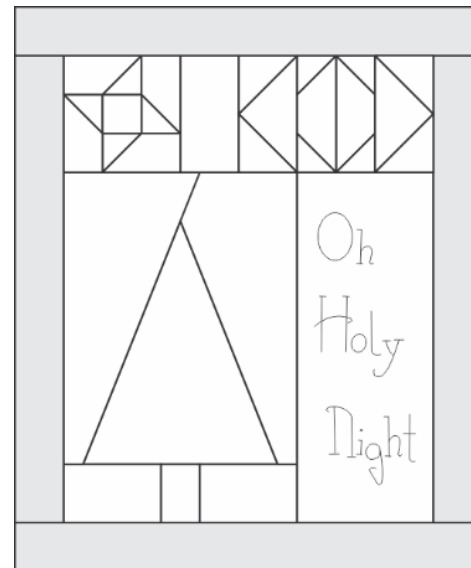
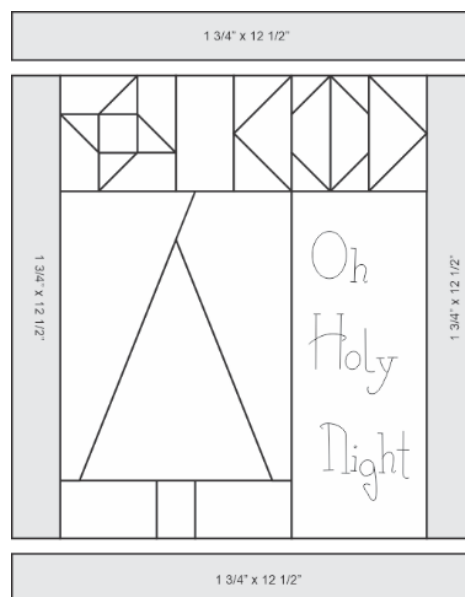


Sew top of quilt to bottom of quilt. Press seam down.



10" x 12 1/2"

Sew 2 inner border 1 3/4" x 12 1/2" strips to sides of quilt. Press seams toward border strips. Sew the remaining 2 inner border strips to the top & bottom of quilt. Press seams toward inner border strips.



12 1/2" x 15

Copyright© 2025 Susan R. Marth
Please do not share.
No part of this pattern
may be copied for any
reason. Visit SuznQuilts.blog